



ROTOREXC XCE100

Eccentric screw pump

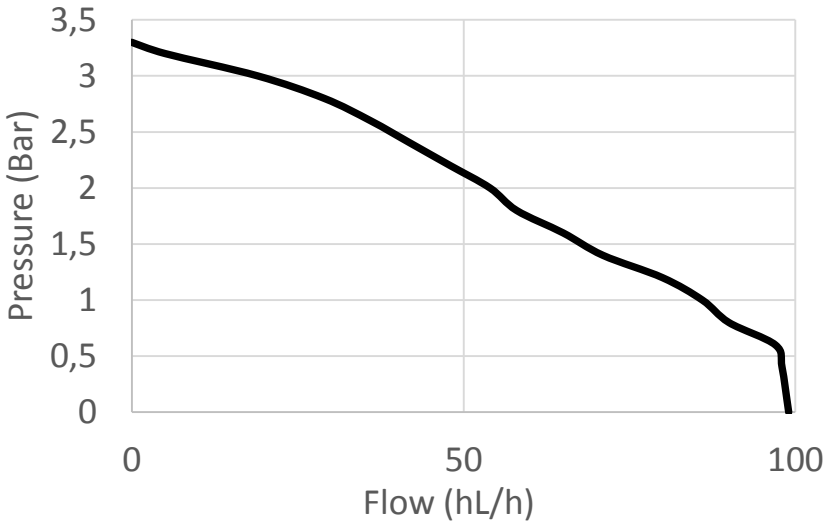
|| CHARACTERISTICS

- ◆ Screw pump in stainless steel with round or oval screw
- ◆ Carbide/carbide joint
- ◆ Perbunan stator
- ◆ Operates at high temperatures
- ◆ Easy cleaning
- ◆ Fast disassembly
- ◆ Easy to disconnect
- ◆ Heavy-duty universal joints

- ◆ Flow: 5 to 100 hL/h
- ◆ Power: 3kW

- ◆ Bottling
- ◆ Filtration
- ◆ Pumping thick and viscous products
- ◆ Food industry

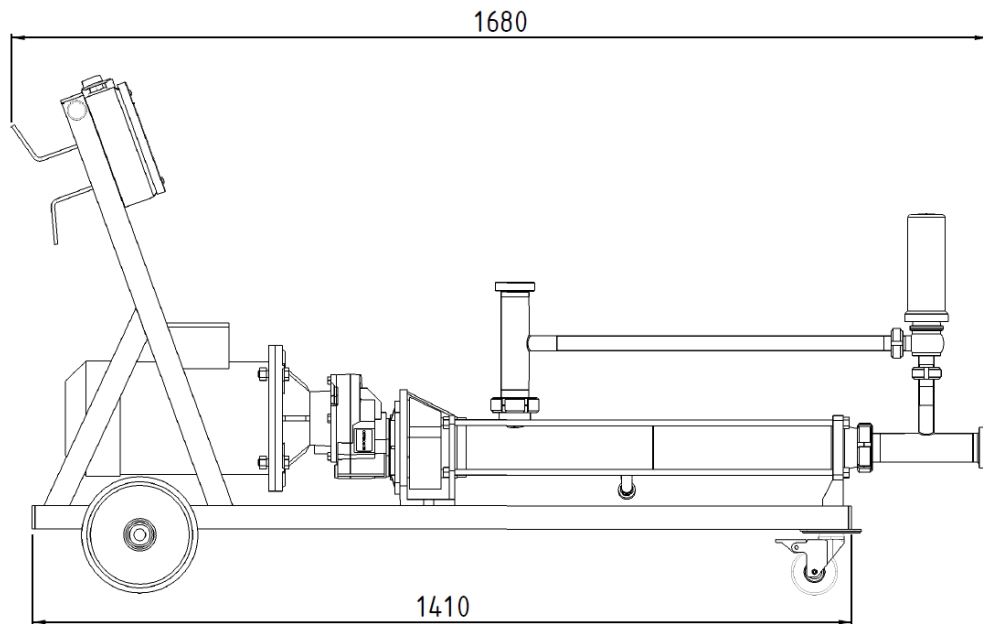
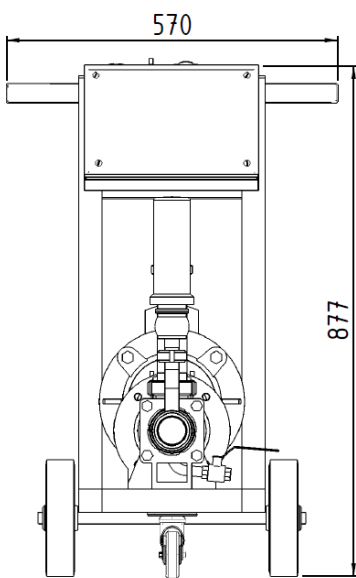
|| PRESSURE / FLOW



This test was carried out with a 3meter pipe Ø50, with water at 15°C. Pressure losses can be different, depending of the pipe and the characteristics of the product conveyed.

|| OVERALL DIMENSIONS

Weight : 115 kg



Non-contractual document .

CAZAUX - ZA de Lalande - Route de Lalande - 33450 Montussan - France
 Phone : +33 5 57 77 70 70 - Fax : +33 5 57 77 70 79
 Email : commercial@rotorflex.com – Website : www.rotorflex.com

